

# New signalling products

## Buzzer

### Universal Buzzer



- Playback of sounds and sound sequences
- Configured at the factory according to customer requirements
- Prioritisation of individual sounds is possible
- Wide range voltage supply DC 24 V to 110 V
- 7 digital control inputs
- Wide range control voltage DC 24 V to 110 V
- Sound pressure 90 dB at a distance of 30 cm
- Dimensions (WxHxD) 100 mm x 78 mm x 35 mm
- Temperature range -40°C to +70°C
- Connection technology: cage clamps
- Top-hat rail mounting
- Loudness can be adjusted using an integrated potentiometer
- Additional functions (such as signal length) can be set according to customer requirements using a DIP switch
- Programming tool for customer configuration in preparation

# Buzzer module



<b>Identification</b>	Type	SUS-6149
	Part-No.	716149
<b>Use/Area of application</b>		
Description	Buzzer module for rail applications. 16 different frequencies can be set with the aid of a DIP switch. The volume of the buzzer module can be reduced by an installed resistor.	
<b>Technical data</b>		
Voltage range	DC 10.0 V – 30.0 V	
Rated current (at $U_N$ )	30 mA at DC 24 V	
Rated frequency	200 - 4000 Hz (adjustable via DIP switch)	
Max. sound pressure	92 dB at 2500 Hz (at distance of 30 cm, for $U_N$ )	
Technology	Piezo-ceramic	
Buzzer type	SCS 32, manufacturer: Sonitron	
<b>General</b>		
Termination	spring terminal: single stranded 0.08 – 2.5 mm <sup>2</sup> ; fine stranded 0.08 – 2.5 mm <sup>2</sup>	
Operation temperature range	-25 °C – 70 °C	
Storage temperature range	-25 °C – 80 °C	
Dimensions (w × h × d)	50.0×55.0×34.0 mm	
Weight (kg/piece)	0.028 (kg/piece)	
Standards	Electronic equipment on railway vehicles: EN 50155 Electromagnetic compatibility: EN 50121-3-2 Insulation coordination: EN 50124-1 Vibrations and shocks: EN50155/61373	
	The standard applicable to this product is dependent on the version available for development. The standards applicable to this product are available on request.	
<b>Miscellaneous</b>		

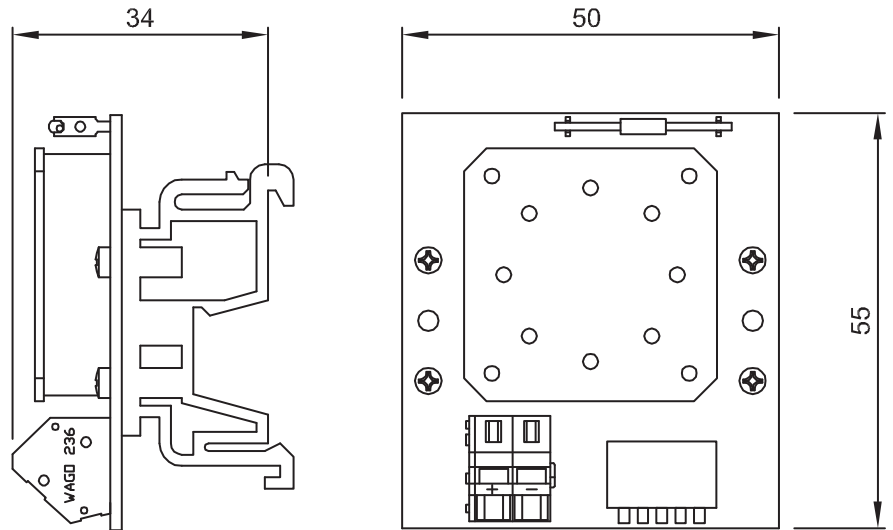
# Buzzer module

**Comments**

Switch position 5 "ON":  
 Delivery status (no additional resistor is connected in series)  
 Switch position 5 "OFF":  
 A resistor (0-5 kΩ) must be soldered between the solder tags. Its function is to reduce the volume.

The switch position may only be changed in the de-energised state.

**Dimensions**



**Table**

switch 1 position	switch 2 position	switch 3 position	switch 4 position	frequency
OFF	OFF	OFF	OFF	200Hz
ON	OFF	OFF	OFF	260Hz
OFF	ON	OFF	OFF	300Hz
ON	ON	OFF	OFF	350Hz
OFF	OFF	ON	OFF	400Hz
ON	OFF	ON	OFF	450Hz
OFF	ON	ON	OFF	500Hz
ON	ON	ON	OFF	550Hz

switch 1 position	switch 2 position	switch 3 position	switch 4 position	frequency
OFF	OFF	OFF	ON	600Hz
ON	OFF	OFF	ON	650Hz
OFF	ON	OFF	ON	700Hz
ON	ON	OFF	ON	800Hz
OFF	OFF	ON	ON	2500Hz
ON	OFF	ON	ON	3000Hz
OFF	ON	ON	ON	3600Hz
ON	ON	ON	ON	4000Hz

# Buzzer module



<b>Identification</b>	Type	SUS-6238
	Part-No.	716238
<b>Use/Area of application</b>		
Description	Buzzer module for rail applications. 16 different frequencies can be set with the aid of a DIP switch. The volume of the buzzer module can be reduced by an installed resistor.	
<b>Technical data</b>		
Voltage range	DC 10.0 V – 30.0 V	
Rated current (at $U_N$ )	30 mA at DC 24 V	
Rated frequency	200 - 4000 Hz (adjustable via DIP switch)	
Max. sound pressure	92 dB at 2500 Hz (at distance of 30 cm, for $U_N$ )	
Technology	Piezo-ceramic	
Buzzer type	SCS 32, manufacturer: Sonitron	
<b>General</b>		
Termination	spring terminal: single stranded 0.08 – 2.5 mm <sup>2</sup> ; fine stranded 0.08 – 2.5 mm <sup>2</sup>	
Operation temperature range	-25 °C – 70 °C	
Storage temperature range	-25 °C – 80 °C	
Dimensions (w × h × d)	50.0×55.0×34.0 mm	
Weight (kg/piece)	0.029 (kg/piece)	
Standards	Electronic equipment on railway vehicles: EN 50155 Electromagnetic compatibility: EN 50121-3-2 Insulation coordination: EN 50124-1 Vibrations and shocks: EN50155/61373	
	The standard applicable to this product is dependent on the version available for development. The standards applicable to this product are available on request.	
<b>Miscellaneous</b>		

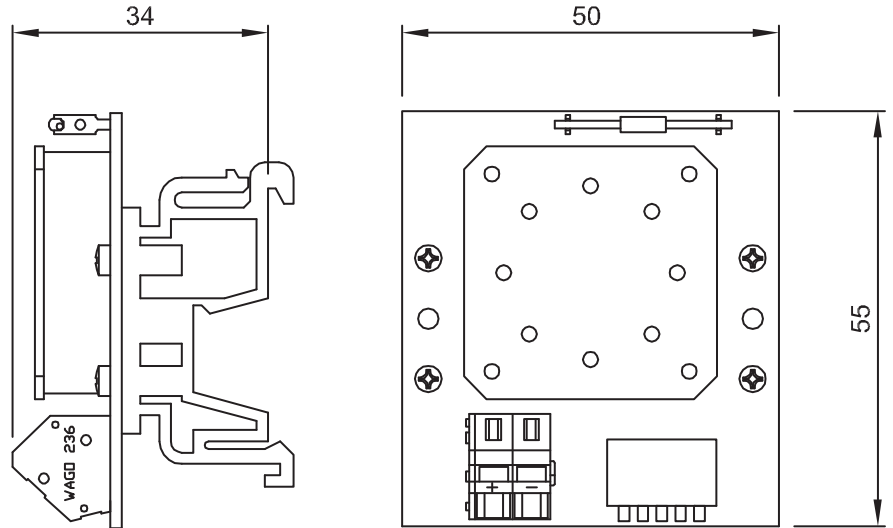
# Buzzer module

**Comments**

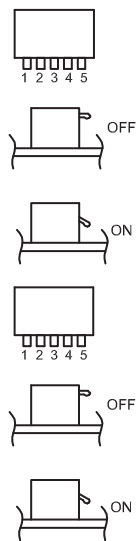
Switch position 5 "ON":  
 No volume reduction.  
 Switch position 5 "OFF":  
 Reduced volume (delivery status) A 1 Ω / 0.6 W resistor is soldered between the solder tags.

The switch position may only be changed in the de-energised state.

**Dimensions**



**Table**



switch 1 position	switch 2 position	switch 3 position	switch 4 position	frequency
OFF	OFF	OFF	OFF	200Hz
ON	OFF	OFF	OFF	260Hz
OFF	ON	OFF	OFF	300Hz
ON	ON	OFF	OFF	350Hz
OFF	OFF	ON	OFF	400Hz
ON	OFF	ON	OFF	450Hz
OFF	ON	ON	OFF	500Hz
ON	ON	ON	OFF	550Hz
switch 1 position	switch 2 position	switch 3 position	switch 4 position	frequency
OFF	OFF	OFF	ON	600Hz
ON	OFF	OFF	ON	650Hz
OFF	ON	OFF	ON	700Hz
ON	ON	OFF	ON	800Hz
OFF	OFF	ON	ON	2500Hz
ON	OFF	ON	ON	3000Hz
OFF	ON	ON	ON	3600Hz
ON	ON	ON	ON	4000Hz

# Buzzer module



<b>Identification</b>	Type	SUS-6293
	Part-No.	716293
<b>Use/Area of application</b>		
Description	Buzzer module for rail applications. 16 different frequencies can be set with the aid of a DIP switch. The volume of the buzzer module can be reduced by an installed resistor.	
<b>Technical data</b>		
Current Consumption per LED	30 mA at DC 24 V	
Voltage range	DC 10.0 V – 30.0 V	
Rated frequency	200 - 4000 Hz (adjustable via DIP switch)	
Max. sound pressure	92 dB at 2500 Hz (at distance of 30 cm, for DC 24 V)	
Technology	Piezo-ceramic	
Buzzer type	SCS 32, manufacturer: Sonitron	
<b>General</b>		
Termination	spring terminal: single stranded 0.08 – 2.5 mm <sup>2</sup> ; fine stranded 0.08 – 2.5 mm <sup>2</sup>	
Operation temperature range	-25 °C – 70 °C	
Storage temperature range	-25 °C – 80 °C	
Dimensions (w × h × d)	50.0×55.0×37.0 mm	
Weight (kg/piece)	0.028 (kg/piece)	
Standards	Electronic equipment on railway vehicles: EN 50155 Electromagnetic compatibility: EN 50121-3-2 Insulation coordination: EN 50124-1 Vibrations and shocks: EN50155/61373	
Switch positions	<p>The standard applicable to this product is dependent on the version available for development. The standards applicable to this product are available on request.</p> <p>Switch position 5 "ON": Delivery status (no additional resistor is connected in series)</p> <p>Switch position 5 "OFF": A resistor (0-5 kΩ) must be soldered between the solder tags. Its function is to reduce the volume.</p>	

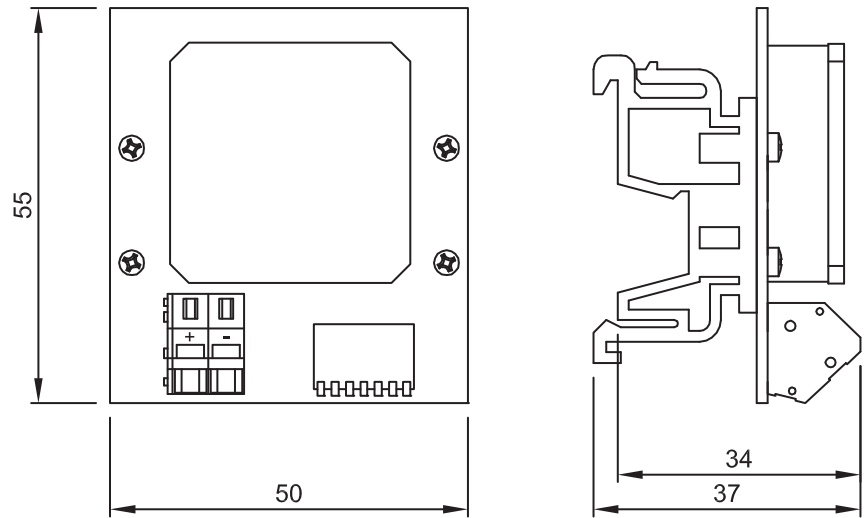
# Buzzer module

## Miscellaneous

Comments

The switch position may only be changed in the de-energised state.

## Dimensions



# Buzzer module



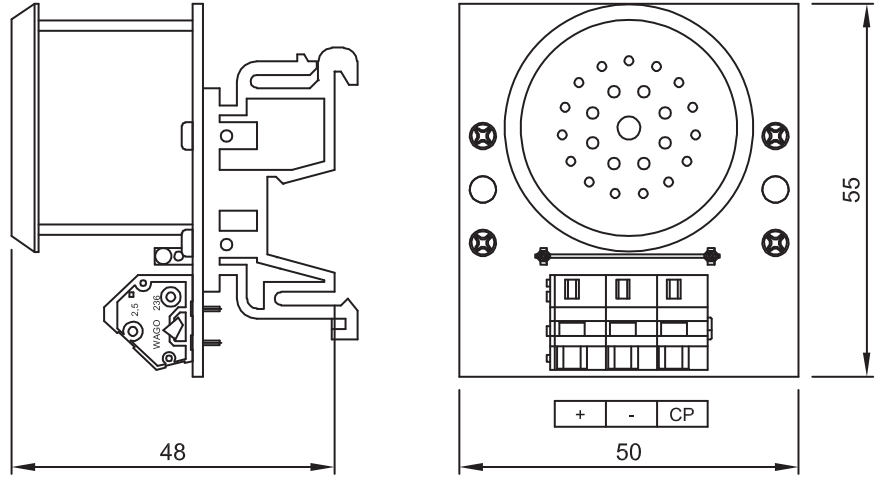
<b>Identification</b>	Type	SUS-6083
	Part-No.	716083
<b>Use/Area of application</b>		
Description	Buzzer module for rail applications. The volume of the buzzer module can be reduced to 60 dB by installing a resistor in place of the standard wire jumper (see table)	
<b>Technical data</b>		
Voltage range	DC 5.0 V – 35.0 V	
Rated current (at $U_N$ )	13 mA at DC 35 V	
Rated frequency	2500 Hz	
Sound pressure (in delivery state)	85 dB (at distance of 1 m, at 24 V operating voltage)	
Technology	Piezo-ceramic	
Buzzer type	SCR 535 A, manufacturer Sonitron	
<b>General</b>		
Termination	spring terminal: single stranded 0.08 – 2.5 mm <sup>2</sup> ; fine stranded 0.08 – 2.5 mm <sup>2</sup>	
Operation temperature range	-25 °C – 70 °C	
Storage temperature range	-25 °C – 80 °C	
Dimensions (w × h × d)	50.0×55.0×48.0 mm	
Weight (kg/piece)	0.045 (kg/piece)	
Standards	Electronic equipment on railway vehicles: EN 50155 Electromagnetic compatibility: EN 50121-3-2 Insulation coordination: EN 50124-1 Vibrations and shocks: EN50155/61373	
	The standard applicable to this product is dependent on the version available for development. The standards applicable to this product are available on request.	
<b>Miscellaneous</b>		
Comments	If connection "CP" is not connected, the buzzer operates in "Cricket" mode. If connection "CP" is connected to connection "-", the buzzer operates in continuous-tone mode.	

# Buzzer module

## Volume settings

Sound pressure (at 24 V operating voltage)	Serial resistor
75 dB	1 k $\Omega$ / 0.6 W
70 dB	3.3 k $\Omega$ / 0.6 W
65 dB	6.8 k $\Omega$ / 0.6 W
60 dB	18 k $\Omega$ / 0.6 W

## Dimensions



# Buzzer module



<b>Identification</b>	Type	SUS-6098
	Part-No.	716098
<b>Use/Area of application</b>		
Description	Buzzer module for rail applications. The volume of the buzzer module can be reduced to 60 dB by installing a resistor in place of the standard wire jumper (see table)	
<b>Technical data</b>		
Voltage range	DC 5.0 V – 35.0 V	
Rated current (at $U_N$ )	13 mA at DC 35 V	
Rated frequency	2500 Hz	
Interval frequency	1 Hz	
Sound pressure (in delivery state)	85 dB (at distance of 1 m, at 24 V operating voltage)	
Technology	Piezo-ceramic	
Buzzer type	SCI 535 A1, manufacturer: Sonitron	
<b>General</b>		
Termination	spring terminal: single stranded 0.08 – 2.5 mm <sup>2</sup> ; fine stranded 0.08 – 2.5 mm <sup>2</sup>	
Operation temperature range	-25 °C – 70 °C	
Storage temperature range	-25 °C – 80 °C	
Dimensions (w × h × d)	50.0×55.0×48.0 mm	
Weight (kg/piece)	0.045 (kg/piece)	
Standards	Electronic equipment on railway vehicles: EN 50155 Electromagnetic compatibility: EN 50121-3-2 Insulation coordination: EN 50124-1 Vibrations and shocks: EN50155/61373	
	The standard applicable to this product is dependent on the version available for development. The standards applicable to this product are available on request.	
<b>Miscellaneous</b>		

# Buzzer module

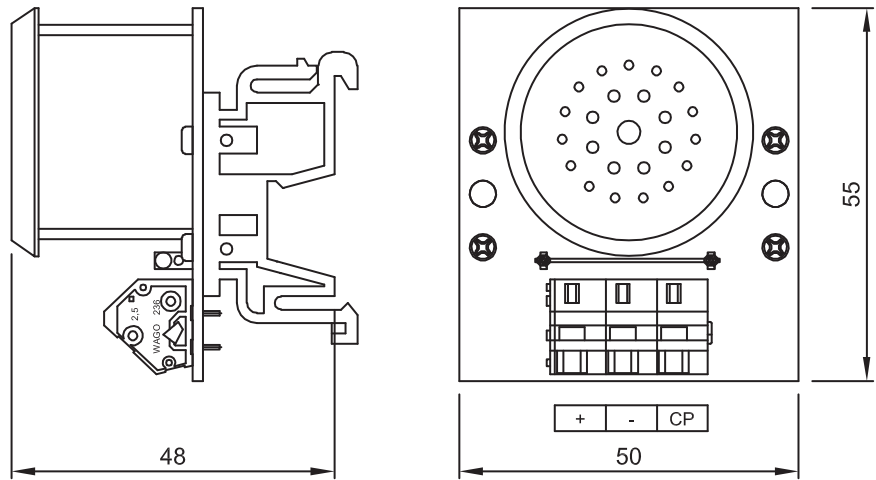
## Comments

If connection "CP" is not connected, the buzzer operates in intermittent mode.  
If connection "CP" is connected to connection "-", the buzzer operates in continuous-tone mode.

## Volume settings

Sound pressure (at 24 V operating voltage)	Serial resistor
75 dB	1 kΩ / 0.6 W
70 dB	3.3 kΩ / 0.6 W
65 dB	6.8 kΩ / 0.6 W
60 dB	18 kΩ / 0.6 W

## Dimensions



# Buzzer module



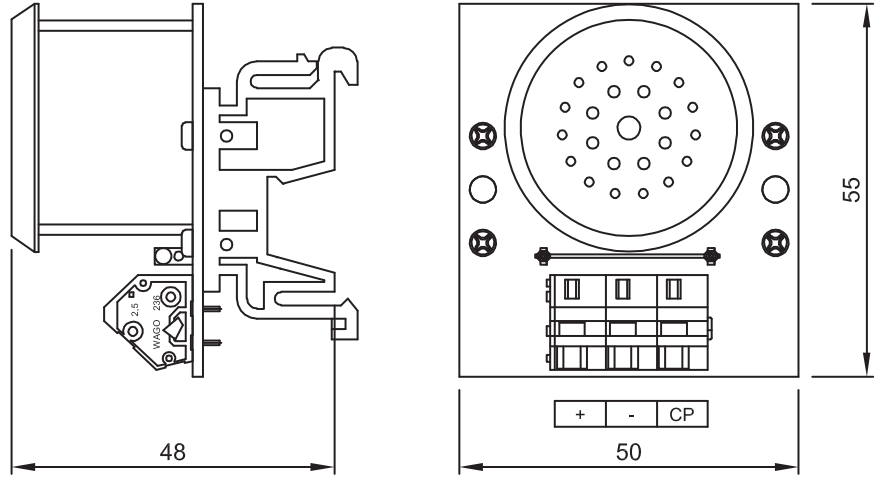
<b>Identification</b>	Type	SUS-6100
	Part-No.	716100
<b>Use/Area of application</b>		
Description	Buzzer module for rail applications. The volume of the buzzer module can be reduced to 60 dB by installing a resistor in place of the standard wire jumper (see table)	
<b>Technical data</b>		
Nominal voltage $U_N$	DC 2 V - 35 V	
Current Consumption per LED	approx. 6 mA at DC 24 V	
Rated frequency	3500 Hz	
Max. sound pressure	approx. 92 dB (at distance of 1 m, for DC 24 V)	
Technology	Piezo-ceramic	
Buzzer type	SC 235 B, manufacturer Sonitron	
<b>General</b>		
Termination	spring terminal: single stranded 0.08 – 2.5 mm <sup>2</sup> ; fine stranded 0.08 – 2.5 mm <sup>2</sup>	
Operation temperature range	-25 °C – 70 °C	
Storage temperature range	-25 °C – 80 °C	
Dimensions (w × h × d)	50.0×55.0×48.0 mm	
Weight (kg/piece)	0.045 (kg/piece)	
Standards	Electronic equipment on railway vehicles: EN 50155 Electromagnetic compatibility: EN 50121-3-2 Insulation coordination: EN 50124-1 Vibrations and shocks: EN50155/61373	
	The standard applicable to this product is dependent on the version available for development. The standards applicable to this product are available on request.	
<b>Miscellaneous</b>		
Comments	Connection "CP" not operational!	

# Buzzer module

## Volume settings

Sound pressure (at 24 V operating voltage)	Serial resistor
75 dB	1 k $\Omega$ / 0.6 W
70 dB	3.3 k $\Omega$ / 0.6 W
65 dB	6.8 k $\Omega$ / 0.6 W
60 dB	18 k $\Omega$ / 0.6 W

## Dimensions



# Buzzer module



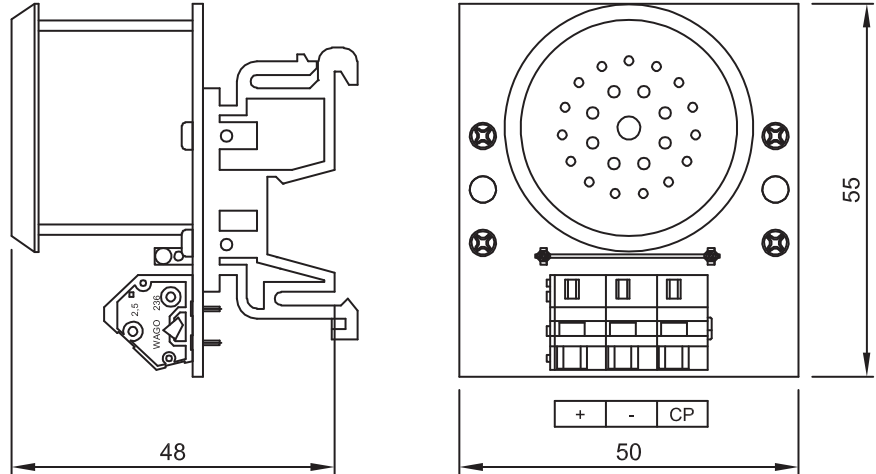
<b>Identification</b>	Type	SUS-6135
	Part-No.	716135
<b>Use/Area of application</b>		
Description	Buzzer module for rail applications. The volume of the buzzer module can be reduced to 60 dB by installing a resistor in place of the standard wire jumper (see table)	
<b>Technical data</b>		
Voltage range	DC 5.0 V – 35.0 V	
Rated current (at $U_N$ )	13 mA at DC 35 V	
Rated frequency	3500 Hz	
Sound pressure (in delivery state)	92 dB (at distance of 1 m, at 24 V operating voltage)	
Technology	Piezo-ceramic	
Buzzer type	SW 535 B, manufacturer Sonitron	
<b>General</b>		
Termination	spring terminal: single stranded 0.08 – 2.5 mm <sup>2</sup> ; fine stranded 0.08 – 2.5 mm <sup>2</sup>	
Operation temperature range	-25 °C – 70 °C	
Storage temperature range	-25 °C – 80 °C	
Dimensions (w × h × d)	50.0×55.0×48.0 mm	
Weight (kg/piece)	0.045 (kg/piece)	
Standards	Electronic equipment on railway vehicles: EN 50155 Electromagnetic compatibility: EN 50121-3-2 Insulation coordination: EN 50124-1 Vibrations and shocks: EN50155/61373	
	The standard applicable to this product is dependent on the version available for development. The standards applicable to this product are available on request.	
<b>Miscellaneous</b>		
Comments	Connection "CP" not operational!	

# Buzzer module

## Volume settings

Sound pressure (at 24 V operating voltage)	Serial resistor
75 dB	1 k $\Omega$ / 0.6 W
70 dB	3.3 k $\Omega$ / 0.6 W
65 dB	6.8 k $\Omega$ / 0.6 W
60 dB	18 k $\Omega$ / 0.6 W

## Dimensions



# Buzzer module



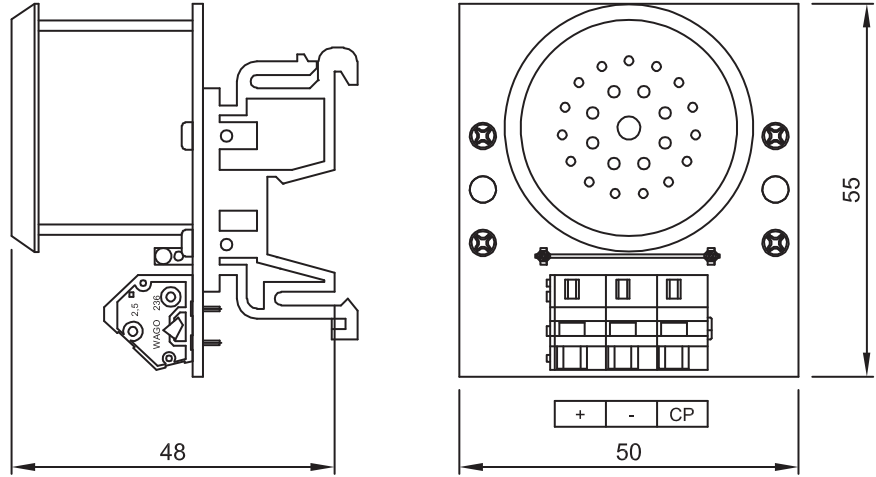
<b>Identification</b>	Type	SUS-6136
	Part-No.	716136
<b>Use/Area of application</b>		
Description	Buzzer module for rail applications. The volume of the buzzer module can be reduced to 60 dB by installing a resistor in place of the standard wire jumper (see table)	
<b>Technical data</b>		
Voltage range	DC 2.0 V – 35.0 V	
Rated current (at $U_N$ )	9 mA at DC 35 V	
Rated frequency	2500 Hz	
Sound pressure (in delivery state)	83 dB (at distance of 1 m, at 24 V operating voltage)	
Technology	Piezo-ceramic	
Buzzer type	SC 235 A, manufacturer Sonitron	
<b>General</b>		
Termination	spring terminal: single stranded 0.08 – 2.5 mm <sup>2</sup> ; fine stranded 0.08 – 2.5 mm <sup>2</sup>	
Operation temperature range	-25 °C – 70 °C	
Storage temperature range	-25 °C – 80 °C	
Dimensions (w × h × d)	50.0×55.0×48.0 mm	
Weight (kg/piece)	0.045 (kg/piece)	
Standards	Electronic equipment on railway vehicles: EN 50155 Electromagnetic compatibility: EN 50121-3-2 Insulation coordination: EN 50124-1 Vibrations and shocks: EN50155/61373	
	The standard applicable to this product is dependent on the version available for development. The standards applicable to this product are available on request.	
<b>Miscellaneous</b>		
Comments	Connection "CP" not operational!	

# Buzzer module

## Volume settings

Sound pressure (at 24 V operating voltage)	Serial resistor
75 dB	1 k $\Omega$ / 0.6 W
70 dB	3.3 k $\Omega$ / 0.6 W
65 dB	6.8 k $\Omega$ / 0.6 W
60 dB	18 k $\Omega$ / 0.6 W

## Dimensions



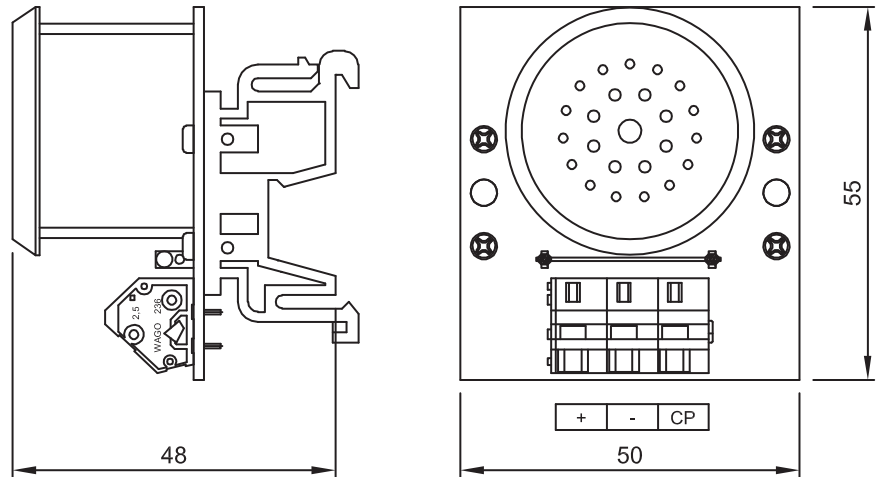
# Buzzer module



<b>Identification</b>	Type	SUS-6253
	Part-No.	716253
<b>Use/Area of application</b>		
Description	Buzzer module for rail applications.	
<b>Technical data</b>		
Nominal voltage $U_N$	DC 24 V (16.8 – 30 V)	
Rated current (at $U_N$ )	approx. 14 mA at DC 24 V	
Rated frequency	3500 Hz	
Interval frequency	1 Hz	
Max. sound pressure	approx. 93 dB (at distance of 1 m, for $U_N$ )	
Technology	Piezo-ceramic	
Buzzer type	SULI 516 B1, manufacturer: Sonitron	
<b>General</b>		
Termination	spring terminal: single stranded 0.08 – 2.5 mm <sup>2</sup> ; fine stranded 0.08 – 2.5 mm <sup>2</sup>	
Operation temperature range	-25 °C – 70 °C	
Storage temperature range	-25 °C – 80 °C	
Dimensions (w x h x d)	50.0x55.0x48.0 mm	
Weight (kg/piece)	0.045 (kg/piece)	
Standards	Electronic equipment on railway vehicles: EN 50155 Electromagnetic compatibility: EN 50121-3-2 Insulation coordination: EN 50124-1 Vibrations and shocks: EN50155/61373	
	The standard applicable to this product is dependent on the version available for development. The standards applicable to this product are available on request.	
<b>Miscellaneous</b>		
Comments	Connection "CP" not operational!	

# Buzzer module

## Dimensions



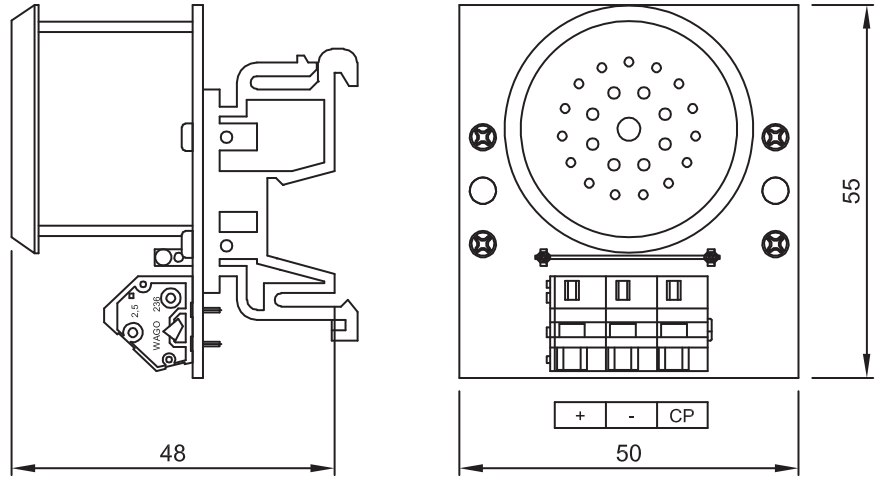
## Buzzer module



<b>Identification</b>	Type	SUS-6254
	Part-No.	716254
<b>Use/Area of application</b>		
Description	Buzzer module for rail applications.	
<b>Technical data</b>		
Nominal voltage $U_N$	DC 36V (25.2 - 45 V)	
Rated current (at $U_N$ )	approx. 6 mA at DC 36 V	
Rated frequency	2500 Hz	
Max. sound pressure	approx. 82 dB (at distance of 1 m, for DC 36 V)	
Technology	Piezo-ceramic	
Buzzer type	SC 235 A, manufacturer Sonitron	
<b>General</b>		
Termination	spring terminal: single stranded 0.08 – 2.5 mm <sup>2</sup> ; fine stranded 0.08 – 2.5 mm <sup>2</sup>	
Operation temperature range	-25 °C – 70 °C	
Storage temperature range	-25 °C – 80 °C	
Dimensions (w x h x d)	50.0x55.0x48.0 mm	
Weight (kg/piece)	0.045 (kg/piece)	
Standards	Electronic equipment on railway vehicles: EN 50155 Electromagnetic compatibility: EN 50121-3-2 Insulation coordination: EN 50124-1 Vibrations and shocks: EN50155/61373	
	The standard applicable to this product is dependent on the version available for development. The standards applicable to this product are available on request.	
<b>Miscellaneous</b>		
Comments	Connection "CP" not operational!	

# Buzzer module

## Dimensions



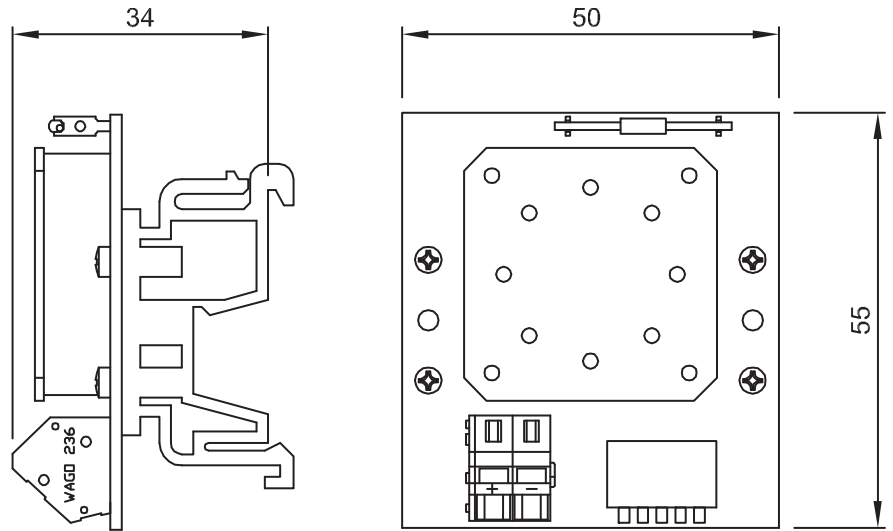
# Buzzer module



<b>Identification</b>	Type	SUS-6298
	Part-No.	716298
<b>Use/Area of application</b>		
Description	Signal transmitter for generating a flasher-relay noise.	
<b>Technical data</b>		
Voltage range	DC 10.0 V – 30.0 V	
Rated current (at U <sub>N</sub> )	30 mA at DC 24 V	
Sound reproduction	Flasher-relay noise	
Technology	Piezo-ceramic	
Buzzer type	SCS 32, manufacturer: Sonitron	
<b>General</b>		
Termination	spring terminal: single stranded 0.08 – 2.5 mm <sup>2</sup> ; fine stranded 0.08 – 2.5 mm <sup>2</sup>	
Operation temperature range	-25 °C – 70 °C	
Storage temperature range	-25 °C – 80 °C	
Dimensions (w x h x d)	50.0x55.0x37.0 mm	
Weight (kg/piece)	0.028 (kg/piece)	
Standards	Electronic equipment on railway vehicles: EN 50155 Electromagnetic compatibility: EN 50121-3-2 Insulation coordination: EN 50124-1 Vibrations and shocks: EN50155/61373	
Switch positions	<p>The standard applicable to this product is dependent on the version available for development. The standards applicable to this product are available on request.</p> <p>Setting of DIP switch (as-delivered state) Switch position 1-4 as desired Switch position 5 "ON"</p> <p>If switch 5 is positioned to "OFF", then no function is provided for!</p>	

# Buzzer module

## Dimensions



# Buzzer module

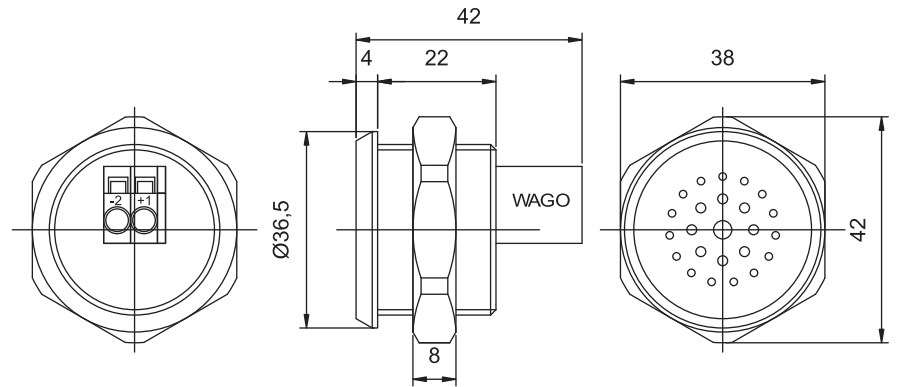


<b>Identification</b>	Type	SU-6108
	Part-No.	716108
<b>Use/Area of application</b>		
Description	Buzzer for rail applications, equipped with a stainless-steel diaphragm for protection against corrosive influences.	
<b>Technical data</b>		
Nominal voltage $U_N$	DC 110 V (+20% / - 30%)	
Rated frequency	3000 ± 500 Hz, continuous-tone	
Sound pressure (in delivery state)	85 ± 3 dB	
Technology	Piezo-ceramic	
<b>General</b>		
Colour	RAL 9010, white	
Termination	spring terminal: single stranded 0.08 – 2.5 mm <sup>2</sup> ; fine stranded 0.08 – 2.5 mm <sup>2</sup>	
Field installation	Single-hole mounting: 32 mm hole diameter	
Operation temperature range	-25 °C – 70 °C	
Storage temperature range	-25 °C – 80 °C	
Dimensions (w x h x d)	38.0x42.0x42.0 mm	
Weight (kg/piece)	0.030 (kg/piece)	
Standards	Electronic equipment on railway vehicles: EN 50155 Electromagnetic compatibility: EN 50121-3-2 Insulation coordination: EN 50124-1 Vibrations and shocks: EN50155/61373	

The standard applicable to this product is dependent on the version available for development. The standards applicable to this product are available on request.

# Buzzer module

## Dimensions



## Buzzer module

---



---

<b>Identification</b>	Type	SU6259
	Part-No.	716259

---

<b>Use/Area of application</b>	
Description	Buzzer module for rail applications.

---

<b>Technical data</b>	
Nominal voltage $U_N$	DC 24 V ( 5 – 28 V)
Rated current (at $U_N$ )	$\leq 18$ mA
Rated frequency	3000 $\pm$ 500 Hz, continuous-tone
Max. sound pressure	approx. 85 dB (at distance of 1 m)
Technology	Piezo-ceramic

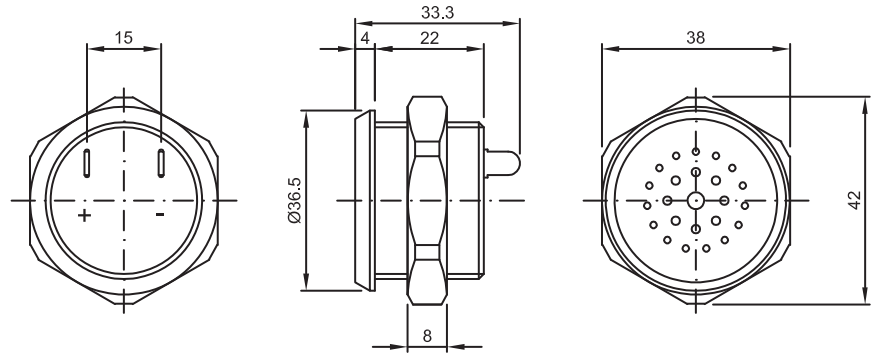
---

<b>General</b>	
Colour	black RAL 9005
Termination	Contact pin 4.8 mm
Field installation	Single-hole mounting: 32 mm hole diameter
Operation temperature range	-25 °C – 65 °C
Storage temperature range	-40 °C – 75 °C
Dimensions (w × h × d)	38.0×42.0×33.3 mm
Weight (kg/piece)	0.040 (kg/piece)
Standards	Electronic equipment on railway vehicles: EN 50155 Electromagnetic compatibility: EN 50121-3-2 Insulation coordination: EN 50124-1 Vibrations and shocks: EN50155/61373


The standard applicable to this product is dependent on the version available for development. The standards applicable to this product are available on request.

# Buzzer module

## Dimensions



# Buzzer module



<b>Identification</b>	Type	SUS-6192
	Part-No.	716192
<b>Use/Area of application</b>		
Description	Buzzer module for rail applications with intermittent tone.	
<b>Technical data</b>		
Nominal voltage $U_N$	DC 24 V	
Voltage range	DC 16.8 V – 30.0 V	
Rated current (at $U_N$ )	max. 50 mA bei DC 24 V	
Rated frequency	650 Hz	
Line frequency	650–740 Hz	
Interval frequency	1 Hz +/- 5 %	
Sound pressure (in delivery state)	89 dBA ± 1 dB (at distance of 30 cm)	
Technology	Piezo-ceramic	
<b>General</b>		
Termination	2 connection tabs 4.8 x 0.8 mm	
Field installation	with provided mounting kit, installation position as desired	
Protection class	IP 0 PCB surface painted	
Rated insulation voltage	50 V	
	Contamination level 2	
	Over voltage category I	
Special functions	Non-polarised connection	
Operation temperature range	-25 °C – 70 °C	
Storage temperature range	-25 °C – 80 °C	
Dimensions (w x h x d)	62.0x24.0x75.0 mm	
Weight (kg/piece)	0.026 (kg/piece)	

# Buzzer module

## Standards

Electronic equipment on railway vehicles: EN 50155  
Electromagnetic compatibility: EN 50121-3-2  
Insulation coordination: EN 50124-1  
Vibrations and shocks: EN50155/61373

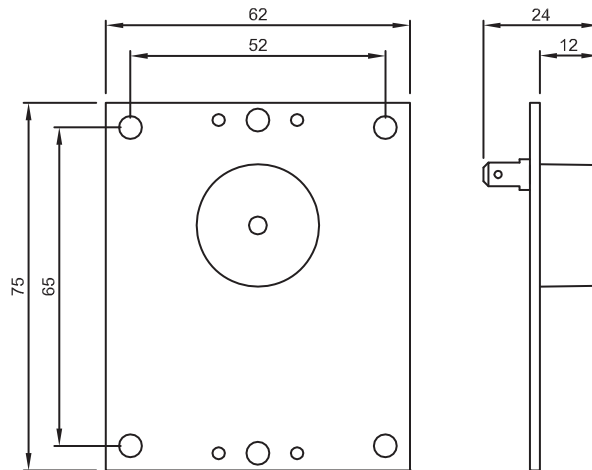
The standard applicable to this product is dependent on the version available for development. The standards applicable to this product are available on request.

## Miscellaneous

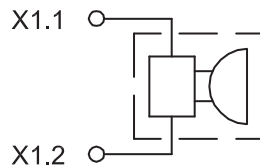
### Comments

Accessory  
Mounting kit:  
4 PT screws KA 30x16  
4 cross-recessed cheese-head screws M3x16  
4 cross-recessed cheese-head tapping screws 2.9x32  
4 PCB spacer sleeves type SRS, L=8 mm  
4 PCB spacer sleeves type SRS, L=14 mm (16 mm)  
2 receptacles 4.8x0.8 (crimpable, for extension cable 1.5 mm<sup>2</sup> butt connectors (crimpable, for extension cable 1.5 mm<sup>2</sup>

## Dimensions



## Circuit diagram



# Buzzer module

## Mounting holes/retaining plate

